

TimTec Natural Products Library, NPL, was used for in silico virtual ligand screening to identify new ligands of the AhR.

**Bisson, W. H., et. al. Modeling of the Aryl Hydrocarbon Receptor (AhR) Ligand Binding Domain and Its Utility in Virtual Screening to Predict New AhR Ligands. J. Med. Chem. 2009, Vol. 52, No 18., p 5635-5641**


Abstract:

The aryl hydrocarbon receptor (AhR) is a ligand-activated transcription factor; the AhR Per-AhR/Arnt-Sim (PAS) domain binds ligands. We developed homology models of the AhR PAS domain to characterize previously observed intra- and interspecies differences in ligand binding using molecular docking. In silico structure-based virtual ligand screening using our model resulted in the identification of pinoцембрin and 5-hydroxy-7-methoxyflavone, which promoted nuclear translocation and transcriptional activation of AhR and AhR-dependent induction of endogenous target genes.

Six compounds-activators of AhR transcription are available from TimTec stock for re-supply

[Download known activators of AhR transcription](#)

To compliment published results with relevantly diverse chemical material, TimTec assembled small collection of 167 analogs to identified in virtual screen AhR ligands. [Download PDF](#)

 Click on the image to order

**ST055658**

MFCD00143506

C<sub>16</sub>H<sub>12</sub>O<sub>3</sub>

252.27

**ST056012**

MFCD00143511

C<sub>15</sub>H<sub>10</sub>O<sub>5</sub>

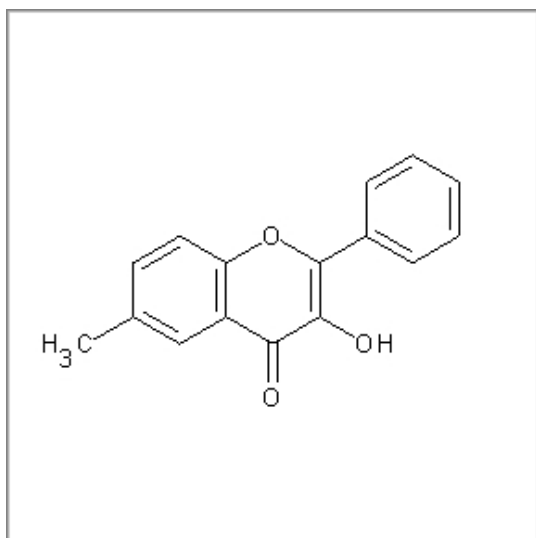
270.24

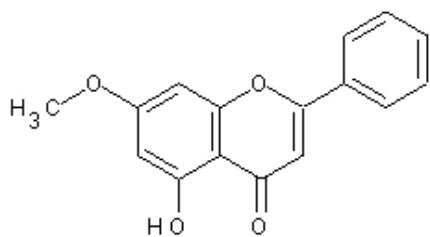
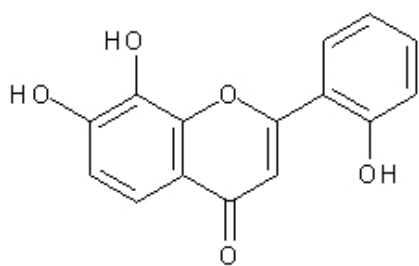
**ST057541**

MFCD00016945

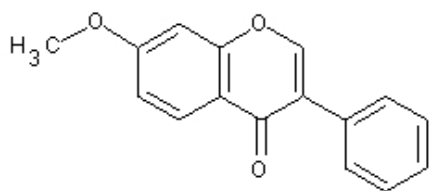
C<sub>16</sub>H<sub>12</sub>O<sub>4</sub>

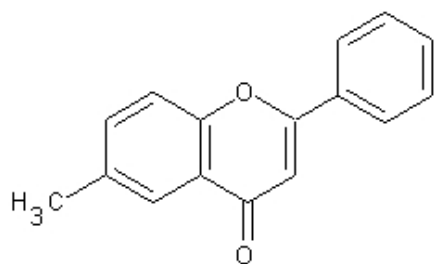
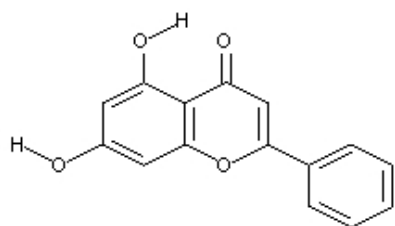
268.27





~~Chemical structure of a flavone derivative~~





[Contact us](#) for pricing and availability information.